



ISSN 2047-3338

# A Survey on Multicast Routing: Comparison, Analysis and Evaluation

Shafaat Raza<sup>1</sup>, Riaz Ullah Khan<sup>2</sup> and Faheem khan<sup>3</sup>

<sup>1</sup>Gandahara University Peshawar, Pakistan

<sup>2</sup>University of Sunderland, UK

<sup>3</sup>University of Malakand KPK, Pakistan

**Abstract**– Multicasting plays a particular part in various applications of mobile ad-hoc network (MANET). It extensively advances the effectiveness of this network, a capability of the channels and the consumption of energy in battery. The pervasive exercise of non static and little instruments that can be carried and becoming extremely famous in Mobile Ad-hoc Network do not require any permanent infrastructure assist for communication of data. The number of points in mobile ad-hoc network work as both end node and a router. This survey is an excellent survey of multicasting and we identify many issues related to multicasting. Multicasting is the capability to carry information to multiple users at the similar instance multicasting is the communication of information set of data to more than one number of points allotment of one multicasting address. The transmitters and recipients form the multicast group. In fact, there could be more than one transmitter in a multicast group, so it is group-oriented computation. As we know that multicast communication is very essential for several application of MANET. In this survey, we will offer classification techniques of Multicasting in MANET, followed by the explanation of the protocol.

**Index Terms**– Multicast Routing, MANET, Comparison and Evaluation

## I. INTRODUCTION

**M**ULTICASTING is the capability to carry information to several user at the similar instance Multicasting is the communication of data of information to more than one number of points allotment of one address of Multicasting. In fact, there could be more than one transmitter in a Multicast group, so it is group- oriented computation.

There are several and effective multicasting routing protocol to MANETs in the form of enhanced network protection, less power utilization, administer connection and assures trustworthy deliverance at the recipient(s) end which cancels the characteristics of broadcasting in wireless shows and also several user attains the similar data as broadcast does. To carry a particular message to a choose group of recipients is called Multicasting. A straightforward example of Multicasting is transmitting an E-mail message to a mail list. The extremely famous are teleconferencing and videoconferencing for Multicasting, famous software

exercised for VC is VIC, RAT and SDR.VIC and RAT hold the audio and video elements of the video conference. SDR is a session managers, permitting us to select the multicast session and also use Multicasting, but require more reliable protocols and networking design and also multiple copies are produced as automatically when Multicasting happen to trustworthy deliverance of information to receiver side. In computer networking benchmark is being created that assist Multicasting such as IP Multicast. IP Multicast is one to several transmissions over an IP infrastructure. Multicast trafficking over the Internet is emerging progressively including rising many of challenging applications with internet broadcasting, video conferences, information web content and streaming application sharing's. Several of applications need definite quality assures, and require that the network will be exercised very effectively than including present techniques to assure the rate requires.

In IP Multicast definite Multicast protocols are exercised that exercises various techniques or method to discover the suitable route by which information is passed to the group of choose recipients that formulate a Multicast group. MANET constitutes many points that can openly self-organize with no use of any current network permanent infrastructure. All number of points is not static and can be linked with dynamism in a random method. Many of points are piece of equipment similar to mini laptop or laptop computer, Mobile phone and etc. Many of points form a network to exchange information with all other. Ad hoc networking is a fresh era of wireless exchange of information for non static nodes (which we call the many of points for communication). In an ad hoc network, there will be no fixed infrastructure like base stations or non static switching stations. Mobile numbers of points that are limited by all other's radio distance exchange information straightforwardly through wireless connections, as which are at a distance on other the number of points for communication to communicate messages as routers. The number of points for communication movement in an ad-hoc network effects regular variations of the network topology. So we can say the in MANET we require:

- Infrastructure-less or including less infrastructure assist.
- Self-organizing.

- Maximum the number of points for communication is non static.
- Network topology variations with dynamism.
- Wireless exchange of information.
- The number of points for communication is working as a node and a router.
- Multi-hop

Application of MANET are disaster seeks, saving, and warzones and in limited private exercise where the number of points for communication can easily links to other and the connections enhances until it attain to the specific recipient.

Multicast is method to transmit information from a particular starting point to a group of pre-selected several specific recipient at the same time accumulate reliability and protection then in broadcast situation. Multicasting include characteristic to MANET that is why it is one of the major research for researchers these days, for MANET two of Multicasting routing protocol are tree base and mesh based. A Multicasting routing protocol in a tree-based group up and sustains a mutual multicast routing tree to send information from the starting point to the group of multicast recipients. Multicasting routing protocol in a mesh-based constitute a group of data are shared all along mesh arrangement that are a pot of interlinked the number of points for communication.

There are few examples of mesh based multicast routing techniques are (CAMP) and (ODMRP) [1], [2], [3], [4].

## II. CATEGORIZATION OF MULTICASTING PROTOCOLS

Multicasting techniques in MANET is categorize as group and network dynamics.

*Group dynamics:* Common methods with dynamic connection in ad hoc multicasting protocols are: on demand, recipient instigated timer-based soft timer based soft state. The fundamental idea of on demand techniques is to build and retain Multicasting paths simply at what time required. In recipient instigated methods, it is the recipient's dependability to discover and way of a multicast session. If various positions have to be retained to formulate a multicast session research and it is attractive to exercise timer-based soft state in position of hard state. Soft states are preserved on demand and refresh randomly, on the other hand its related time ends and the state is eradicated from intermediary points for communication.

The fundamental problem for organizing Multicasting group dynamic is the routing route which creates to be forward. In tree based protocol, tree like information to forward route is create by means of the path at the starting point of the multicast session. The multicast tree constitutes of a distinctive route from the transmitter to recipient. This can be extensive to a topology of tree based having with several multicast sessions are in corresponding in a network and can distribute various regular elements of information to forward trees including all. In a comparison a mesh based protocol in several paths can be present among every pair of starting point and specific recipient, that is planned to improve the connection between part or user of the group for improved flexibility against topology variations.

*Network dynamic:* Method 1: Dependence on many the number of points for communication. As the number of points for communication is non static, each and every intermediary point for communication could be a promising effect of path failure. If we help many numbers of points for communication in the Multicast infrastructure, we can achieve improved link among part or user of the group. When a connection fails because of the number of points for communication movement we may have a better opportunity to discover another path. In other word, we do not require to start path protection procedure regularly corresponding to each and every particular link breakdown. The 2<sup>nd</sup> advantage of such Method is concerned with the communication of data feature unneeded communication of data may off group the effect of the un trustworthy wireless connections. The several mesh based protocol limited by mesh flood is a general option to enhance reliability of information deliverance.

*Method 2:* Dependence on lesser the number of points for communication, as the number of points for communication are non static time and resouce-comsuming for a huge number of points for communication to attain concerned in path building and protection. By limiting the number of points for communication concerned in path for construction and protection. By limiting the number of points for communication concerned, the control overhead can be decreased.

*Method 3:* Dependence on no the number of points for communication, as all the number of points for communication are non static, the Multicast paths would require protection with the passage of time. When the session states accumulated in group of data headers, the protocol will not to depend on many particular the number of points for communication to forward route as we do not even requires a list of the number of points for communication IDs or many of location coordinates.

## III. MULTICASTING PROTOCOL

Multicasting is the capability to carry information to several users at the similar instance Multicasting is the communication of data of information to more than one number of points allotment of one address of Multicasting. The transmitters and recipients form the Multicast group. In fact, there could be more than one transmitter in a Multicast group, so it is group- oriented computation. There are several and effective Multicasting routing protocol to MANETs in the form of enhanced network protection, less power utilization, administer connection and assures trustworthy deliverance at the recipient(s) end which cancels the characteristics of broadcasting

### A) Multicast On-Demand Distance Vector Routing Protocol (MAODV)

This protocol exercises broadcast to find the path in an on-demand method and builds a shared routing tree. The number of points for communication who has information to transmit will broadcast a Path Request (RREQ) message. This message will be rebroadcasted by all the intermediary points for communication until it attains the topology of on-tree having

(This group's Multicast tree) the number of points for communication. This topology of on-tree having the number of points for communication can then reply a Request Response (RREP) message by unicast all along the reverse route to the transmitter. The transmitter the number of points for communication may attain many RREP, if so; it will choose the suitable one based on sequence number and hop count, then unicast an activation message all along this chosen route. Every intermediary point for communication on this route will to forward the number of points for communication. It sets up entry in its routing table to include the transmitter and itself on the tree [6].

In This method, the Multicast tree has only a particular route to any tree the number of points for communication. This protocol exercises routing table for hard state, that is, the state data is up to date when breakage happens, opposite to soft state, in which routing table is up to date randomly. When a link breakage happens, it will be noticed and various type of restoration will be done.

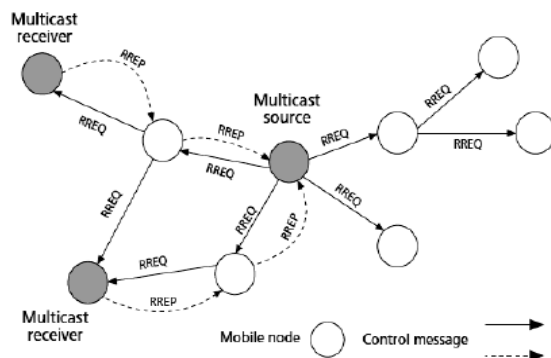


Fig. 1: An MAODV Protocol Overview

The MAODV is an expansion for AODV protocol. MAODV depend on topology of on-tree having on-demand to link multicast part or user of the group. MAODV having the ability to get data path when search for Multicasting; it also enhance unicast routing information. When a number of points for communication desire to join a multicast group or having information to transmit to a group but not having a path to that particular group, it makes a path request RREQ message, simply the part or user of the multicast group reacts to join RREQ message or an intermediary points for communication gets a RREQ message for multicast group to which it not a part or user or it gets a path RREQ and it not having a path to the given group, and will again broadcast the RREQ to the corresponding or neighbors.

### B) Adaptive Demand-Driven Multicast Routing (ADMR)

ADMR does not utilize any random control group of data, such as corresponding or neighbor sensing or random flood, and does not depend on lower layers limited by the protocol stack to carry out such purposes; it carry out s both its path finding and path protection purposes on demand, and automatically prunes unrequited Multicast to forward state, and terminates its Multicast mesh when it notices that the Multicast application has turn into immobile. When there are

no Multicast recipients or starting points for certain multicast group say G, ADMR does not produce group of data communication s. If Multicast recipients and points for G exist, ADMR makes a source mesh among all Multicast transmitter S and the Multicast recipients for the group. Source-specific to forward capable the protocol to assist source-specific Multicast joins and to path all along shorter paths than protocols that exercise group-shared to forward.

Group of data to forward all along the ADMR source mesh does not pursue any predetermined sequence of jumps, but in position of all non-duplicate information is forward by all mesh the number of points for communication, therefore subsequent the present uninterested and short-delay routes limited by the mesh, to the Multicast recipients.

This kind of forward enhances reliability against loss because of collisions or broken connections. The Multicast recipients or starting points in ADMR cooperate to produce the Multicast source mesh. All starting point foods its first information for a group and all recipients reacts to that flood including a RECIPIENT JOIN which create to forward state all along the uninterrupted and short route back in the direction of the starting point.

### C) Core-Assisted Mesh Protocol (CAMP)

The CAMP assigns number of points for communication in 3 classes, Duplex, Simplex and Non-members. In Duplex number of points for communication is the normal mesh the number of points for communication in the routing protocols. Simplex part or user can forward group of data from the starting points to number of nodes for communication to rest of the mesh; but cannot react for any connection inquiry about group of data. CAMP establishes one or many core the number of points for communication per mesh.

A the number of points for communication involved to accompany the Multicast mesh first inquiries about its corresponding or neighbor the number of points for communication to observe whether there is any section of the mesh, if there is no corresponding or any section of the mesh, then the prospective recipient the number of points for communication starts a scooped flood of Join Request message in direction of the core the number of points for communication of the mesh. in the lead getting a duplex part or number of points for communication or the core the number of points for communication reacts including a Join-ACK message which move to the starting point and towards the number of points for communication to depart the Multicast mesh if these number of points for communication are not necessary to offer effective distributed routes [5]-[13].

The Core-Assisted Mesh Protocol (CAMP) establishes a multicast meshes for data sharing limited by all topology which offers as a minimum one route from all starting point to all recipients in multicast group. Core-Assisted Mesh Protocol (CAMP) confirms that the uninterrupted and short routes from recipients to starting points (called reverse uninterrupted and short routes) are the section of mesh group. Group of data are forward by the mesh throughout the routes that the initial each and every number of points for communication from the starting points.

*D) On Demand Multicast Routing Protocol (ODMRP)*

On Demand Multicast Routing Protocol is a multicast routing protocol which is mesh based and depend on the idea of to forward group – a group of the number of points for communication that forward information on the uninterrupted and short routes among any two Multicast part or users. Multicast group connection and paths are maintained and up to date by starting point. This moves to decrease the channel and storage overhead and to enhance the scalability. A soft-state Method is exercised for mesh protection and part or user the number of points for communication are not necessary to clearly transmit depart messages at the same time leaving a group. An assessment of the Multicast Routing Protocol in main ad hoc showing ODMRP to be the very useful and chosen protocol in non static wireless networking. ODMRP could also work openly an effective unicast Routing Protocol.

Multicast starting points, those are not conscious of the paths or connection, and to broadcast a Join-Information group of data, if the number of points for communication gets the Join-Information for the first instance, it refreshes its routing table communication id and rebroadcasts the group of data. On getting a non- duplicate Join-information, a mutlicast recipient makes and broadcast a Join-Reply group of data in their corresponding.

When the number of points for communication gets the Join-Reply group of data, it tests if it is scheduled as the subsequently the number of points for communication ID in the group of data. If so, the number of points for communication is situated on the route to the starting point and turn into section of the forward group. A Forward Group flag is grouping its routing table and the number of points for communication broadcasts its individual Join-Reply group of data. Likewise, the Join-Reply group of data attains forward by the FG part or user the number of points for communication until it attains the Multicast starting point on the uninterrupted and short route. As a result of this starting point-recipient path building and update process, a mesh of the number of points for communication said to as to forward group is created.

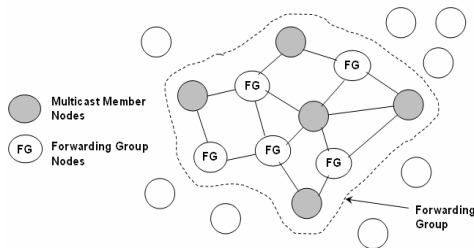


Fig. 2: An ODMRP Protocol Overview

*E) Associatively-Based Multicast Routing Protocol (ABAM)*

Associatively-Based Multicast Routing Protocol is an on demand starting point- Based Multicast Routing Protocol for MANET. It establishes a source based multicast tree depends principally on the connection permanence among the number of points for communication and their corresponding nodes. As a result a stable multicast tree needs a lesser number of tree redesigns and to start a multicast session, the multicast

transmitter broadcast a Multicast Broadcast Query message. The number of points for communication getting the Multicast Broadcast Query message will join their address and many other information (e.g., relaying load associatively ticks, etc.) to Multicast Broadcast Query message is set and broadcast it again. The multicast recipient will store every Multicast Broadcast Query message group of data, select the suitable route, and transmit a Multicast Broadcast Query-Reply message back to the multicast transmitter.

The multicast transmitter will wait for Multicast Broadcast Query-Reply message from every involved recipient and will consequently transmit a Me- Setup message to maintain the multicast tree. The Me-Setup message will move to every number of points for communication all along the tree and this number of points for communication will be programmed to include in multicast forward. The key point in Multicast Broadcast message, that we can permit Multicast Broadcast message to be forward many time whether the successive Multicast Broadcast message agrees improved quality paths. Therefore many overhead offers improved options for path discovering.

*F) Differential Destination Multicast (DDM)*

This is a Multicasting routing protocol for the stateless MANET for little groups for exchange of information. In DDM, the starting point the number of points for communication explicitly mentions the particular recipient address by encapsulating them in the headers of the information. The intermediary points for communication including the DDM agents on them will take charge of the deliverance of the group of data. They will look into the header of the group of data to and out the particular recipients, then inquiry about the underlying unicast protocol to find out the next hop data. In This method, to forward the number of points for communication won't require to maintain any Multicast routing data. But it is obvious that this protocol only suits the little size exchange of information group as with the growth of the group, the group of data header will turn into bigger and lose efficiency.

In DDM, the starting point the number of points for communication controls the connection data. This protocol has two modes. One is stateless, just as described above, in which to forward the number of points for communication depend on the underlying unicast protocol to forward every group of data; the other is soft state. In soft state mode, to forward the number of points for communication will report or user the particular recipients of the last group of data sent and the corresponding next hop data.

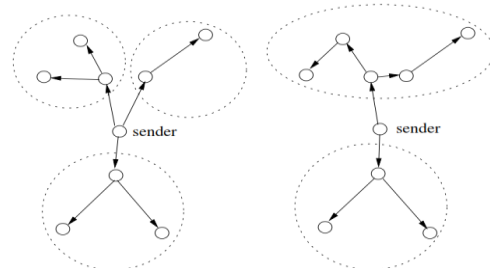


Fig. 3: A DDM Protocol Overview

### G) Multicast Core Extraction Distributed Ad-hoc Routing (MCEDER)

Multicast Core Extraction Distributed Ad-hoc Routing is the expansion of the Core Extraction Distributed Ad-hoc Routing unicast routing protocol. It exercises a mesh based routing which offer rising reliability including enhance in movement and a tree based to forward protocol which estimated the optimal forward overhead in case of the instance taken for deliverance of all group of data. In MCEDAR, whenever a information reaches at a mesh part or user, the part or user tries to forward the group of data to the nearby core the number of points for communication of the similar mesh. In addition, various of these tries are covered up by the rebroadcast core method if it is establish with a downstream part or user previously attained the similar information by not a same route. The forward protocol eradicates unnecessary communication of data and keeps bandwidth. The protocol eradicates divisions in the multicast session when the fundamental network is not divided and is prepared with including an implicit pruning method which prunes the multicast mesh by design. Furthermore, MCEDAR decouples the infrastructure from information to forward control infrastructure therefore decreasing the control overhead and increasing information to forward effectiveness.

### H) Multicast Routing Protocol Based on Zone Routing (MZR)

When a Multicast starting point has group of data to transmit however never discover any path and group connection data, it broadcast a part or user advertising and path request group of data, to the whole network. Simply multicast recipients transmit back a path reply message term as RREP. To permit the starting points the number of points for communication to attain the present routing data. Subsequently ZBMRP exercises the similar policy as ODMRP does [1] to maintain a mesh nodes communication to forward group of data among a Multicast starting point and recipients. The mesh is creating by the two forward group notion and to forward group of nodes for communication that are in charge to forward Multicast group of data. It assists uninterrupted and short routes among any part or user pairs.

### I) Weight Based Multicasting (WBM)

Multicasting routing protocol for Weight Based Ad-hoc Wireless Networking (WBM) more number of points for communication (i.e., to forward branches), as the number of points for communication. We say starting point the number of points for communication, FG-B, and multicast recipients as ZANs (Zone Associated nodes). For example, in Fig. 4, the number of points for communication B, C, R, R, are the nearby downstream ZANs of starting point the number of points for communication S. The number of points for communication A is a FG-F the number of points for communication but not a ZAN.

### J) Forward Group Multicast Protocol (FGMP)

This protocol [3] also exercises the concept to forward group to maintain track of the number of points for communication which include in information communication

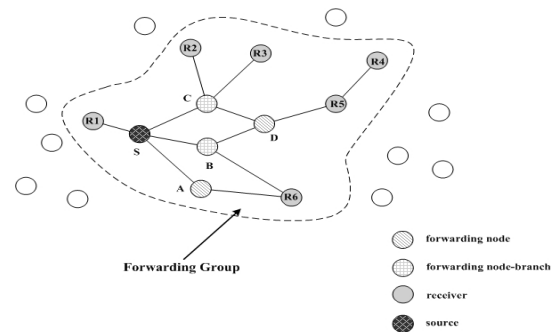


Fig. 4: A WBM Protocol Overview

of data, but not the customary connections. The starting point just broadcasts information, and only to forward the number of points for communication will rebroadcast it. This protocol In fact is a kind of 'limited scope' flood. All forward the number of points for communication establishes only two considerations. One is a flag which shows to forward node's status of on or off, the other is a timer. To forward the number of points for communication is only efficient byte timer expires. This protocol is the twin method to ODMRP, only the method to forward group is not same.

The making and protection to forward group can be done in a transmitter-initiate method or a recipient-initiate method, that is, either a transmitter the number of points for communication announces itself and starts the mesh building process or a recipient does so. The former is extremely efficient when there are less transmitters than recipients in the Multicast group. In recipient advertising technique, all recipients will flood its connection randomly. The transmitter stores this data to produce and update a part or user table. The transmitter makes the forward table based on the part or user table and various preexisting routing tables. Then it broadcasts the forward table to all the corresponding or corresponding or corresponding or neighbors.

Only the corresponding or corresponding or corresponding or neighbors which are in the subsequently hop list of the forward table will accept it and produce their individual forward tables. They rebroadcast the table until it at last attains the recipient. By This forward table communication, to forward the number of points for communication are choose. Various freshly established techniques exercise dominate group to produce and retain to forward group. There are various other mesh-based protocols, such as CAMP (Core-Assisted Mesh Protocol) and NSMP (Corresponding or neighbor assisting ad-hoc multicast routing protocol).

### K) Patch On-Demand Multicast Routing Protocol (Patch ODMRP)

Patch On-Demand Multicast Routing Protocol is a higher edition of On-Demand Multicast Routing Protocol. Patch On-Demand Multicast Routing Protocol workings improved including little networking and fast movement. Patch On-Demand Multicast Routing Protocol exercises a local patching method in position of normal mesh redesign, as it manages including movement without decreasing of the Join-Req randomly. The proper ODMRP mesh is S the number of points for communication is the transmitter of



multicast group and R the number of points for communication is the recipient. All FG the number of points for communication uses MAC layer to test for its corresponding neighbors and evaluating it including the forward routing table to verify it as there are unpredictable number of points for communication in the network. In nodes communication K notices that the number of points for communication J is unpredictable therefore of the breakage of the connection JK.

In such situation, K nodes for communication initiates the patching process by flood ad message (ADVT), advertise the higher loss. If J the number of points for communication assists many multicast group, as a result it is included in ADVT message. As the number of points for communication getting the ADTV message refreshes its routing table for starting point of ADVT message. In a Patch group of data is produced as replying the ADVT message and forward to K node, choosing L as a short-term FG the number of points for communication. If K gets many PATCH group of data, it chooses the uninterrupted and short route to the Multicast transmitter. The new mesh route is revealed in K the number of points for communication marks L the number of points for communication as a fresh higher FG the number of points for communication.

#### L) The Protocol for Unified Multicasting by Pronouncements (PUMA)

PUMA assists the IP Multicast service models of any starting point to transmit Multicast group of data to a certain Multicast group, with no constituency of the group. In addition, starting points require not accompany a Multicast group to allow and to transmit information to the group like CAMP and MAODV, PUMA exercises a recipient- instigated Method in which recipients accompany an address of Multicast group by the specific number of points for communication with no require for network wide flood of control or information from every starting points of a group. Similar to MAODV, the election algo exercised in PUMA is effectively the similar like spanning tree algo commence by Perlman for internetworkings of transparent bridges [17].

A transmitter transmits information to the group all along any of the uninterrupted and short routes among the transmitter and the core. When the information attains a mesh part or user, it is flooded limited by the mesh, and the number of points for communication retains a group of data ID cache to drop duplicate information. PUMA exercises a particular

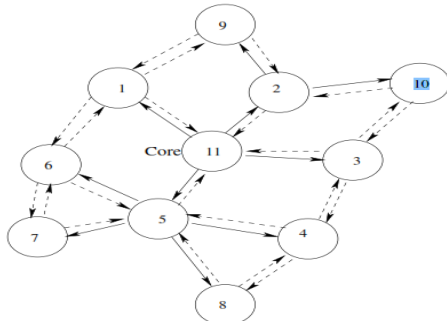


Fig. 5: The PUMA Protocol Overview

control message for each and every purpose, the Multicast pronouncement. All Multicast pronouncement shows a sequence number, the group address (group ID) and the core address (core ID).

#### M) Ad-hoc Multicast Routing protocol (AM Route)

The Ad-hoc Multicast Routing (AM Route) [1] is a tree based for mobile ad-hoc networking. AM Route depends on unicast routing protocol. AM Route having 2 main phases: mesh making and tree making. Such protocol can be exercised for networking in which only a group of points for communication assists AM Route routing purpose. In comparison to the multicast part or user of the group, various numbers of points for communication for tunnel building don't assist AM Route. When transmit a group of data to a logically closest part or user, the group of data will be actually send don a unicast tunnel and may transmit by several paths.

In a mesh we create a unicast tunnel for all Multicast group. AM Route builds a multicast distribution tree randomly for all multicast group depend on the mesh connections current, the part or user of the group forward and replicate multicast trafficking throughout the virtual tree. In AM route, all recipient and transmitter of a group have to clearly accompany a multicast group. All multicast group has as a minimum one logical core which is dependable for part or user administration and tree protection. Fresh part or user of the group chooses it as cores primarily. All core floods JOIN-REQ messages by enlarging ring search to discover other part or user of the group. When a part or user of the similar group whether core or non-core gets the JOIN-REQ messages from a core of the similar group but not a same mesh segment, it replies including a JOIN-ACK and symbols in which the number of points for communication as a mesh corresponding.

A fresh bidirectional tunnels maintained among the core and the replying the number of points for communication of the further mesh. As several cores emerge after the merging of mesh, a simple core resolution method is exercised to choose a particular core. Part or user of a group remains information of the present core. If a part or user gets the tree\_create message from a fresh core, it reset the present core to the fresh one only if various deterministic criterions is meet. In such method, a single mesh is creating for all groups. To build a topology of on-tree having, all cores randomly carry tree-create group of data all along the unicast to mesh core replying or corresponding or corresponding or neighbors tunnels in the mesh.

The time is relying on the size of the mesh and the number of points for communication movement. After getting a non-duplicate tree\_create message, a group part or user forward it on each and every mesh connections excluding the IN and marks the IN and OUT connections as tree connections. If a part or user gets a duplicate tree\_create message, it cancels the tree\_create message and transmits a tree create-Nak message back throughout the IN connection [14]-[17].

#### N) Ad-hoc Multicast Routing (AMRIS) Utilizing Rising Id-numbers (AMRIS)

The Ad-hoc Multicast Routing Utilizing Rising Id- numbers [2] is a Topology of on-tree having depend on Multicast Routing protocol, that is autonomous of the given unicast routing protocol. The exclusive characteristic of Ad-hoc Multicast Routing Utilizing Rising Id- numbers is that to all the number of points for communication in the multicast session a session particular to multicast session part or user id (msm-id) is allocated. The msm-id offers a heuristic height to the number of points for communication and the order of ranking of msm-id numbers moves the stream of information in the multicast deliverance tree. All number of points for communication measures its msm-id all through the starting phase that is instigated by a specific number of points for communication described ad Sid.

In general, the Sid is the starting point the number of points for communication if there is only one starting point for the session. On the other hand, the Sid is the starting point the number of points for communication for less msm-id. The sid broadcast a new session message to the corresponding or neighbors. The new session message includes the sid's msm-id, the multicast session id, and the routing metrics. Subsequent to getting new session message, the number of points for communication measures its individual msm-id, that is a huge than a precise in new session message, and the msm-id's are not successive. By broadcasting again and again new session message, once more, a recipient reposition the msm-id's field including its personal msm-id and routing metrics of messages. A successive jitter is initiated among the receiving and rebroadcast of a new session message, to avoid the broadcast storms.

All number of points for communication establishes Corresponding or neighbors–status table. An entry of the Corresponding or neighbors–status table saves data for a corresponding or neighboring number of points for communication, which helps the unique-id, msm-id, relative (parent/child) remain timeout value, and routing metrics. The Corresponding or neighbors–status table is up to date depending on the data of new session message. Furthermore, all number of points for communication is necessary to broadcast beacons to its corresponding or corresponding or corresponding or neighbors. If the recipient of the Join-Req previously as Seen a part of multicast session, it replies including the Join-Ack message.

On the other hand, it transmits the Join-Req\_Passive message to its possible parent. If the number of points for communication be unsuccessful to receipt a Join-Ack or gets a Join-Nak following transmitting a Join-Req, it carry out a Branch Reconstruction (BR). The Branch Reconstruction action is accomplished in enlarging ring search till the number of points for communication is successful in accompanying the multicast session. In AMRIS, the tree protection process works constantly and locally to make sure a nodes connection to a multicast session.

#### *O) Source Routing Based Multicast Protocol (SRMP)*

Source Routing Based Multicast Protocol works in a loop-free approach and tries to reduce both routing and storage overhead to allow and to offer effectively reliability to node movement, adaptability to wireless Channel oscillations, and

optimization of network resources exercise. It offers the source routing method by the DSR unicast Protocol to circumvent channel overhead and enhance scalability. SRMP is a mesh-based, in position of tree-based, protocol that offers richer connection. It carries out other multicast Protocol by offering current stable path based on upcoming calculation for connections 'states. Such routes also assure the number of points for communication permanence including to their corresponding or corresponding or corresponding or neighbors, strong connection among the number of points for communication, and higher power consumption of battery.

#### *P) Position-Based Multicast (PBM) routing protocol*

For Multicast it is require to maintain a sharing tree among the number of points for communication, all along which group of data is forwarding the route of the specific recipients. At the branching point of tree, the copies of group of data are sending all along each and every branch. There are two active threats; properties are attractive for this sort of tree distribution. The length of the routes are independent recipients ought to be reducing and the overall jumps required to pass on group of data to all specific recipient ought to be as little as promising. If the topology of the network is eminent, a tree distribution which optimizes the initial standard could be attained by joining the uninterrupted and short routes to the specific recipients. Where these routes deviate, the group of data is dividing. The 2nd condition is optimized by Steiner tree which connect starting point and specific recipients including the less promising jumps. on the other hand, including position based routing, routing assessments are depend on local information, therefore neither the uninterrupted and short routes to each and every specific recipient nor Steiner tree can be exercised straightforwardly. In position of PBM exercises locally current data to estimated the optima for the properties of both. Certainly such data main mask to forward the number of points for communication in PBM is to find a group of corresponding or corresponding or neighbors that ought to forward the group of data next.

We call these corresponding or corresponding or neighbor the next hop the number of points for communication. The present the number of points for communication will allot all destination of the group of data to precisely another hop the number of points for communication. All next hop the number of points for communication then turn into to forward the number of points for communication for this group of data in the direction of the allocated specific recipients. If the present the number of points for communication chooses more than one next hope the number of points for communication, then the Multicast group of data is split. This may be necessary to allow and to specific recipients that are situated in various directions compared with forward the number of points for communication.

#### *Q) Simple Multicast and Broadcast Protocol (SMBP)*

Broadcast is the word exercised to explain exchange of information that a data is transmitted from one point to each and every other point. In such a case there is only one transmitter, and the data is transmitted to each and every linked recipients. Broadcast communication of data is assisted

on many LANS like Ethernet and can be exercised to transmit the similar message to each and every laptop on the LAN like address resolution protocol which exercises to transmit an address resolution inquiry about to each and every computer on a LAN. Network layer protocol such as IPv4 help to form a broadcast which allow the same group of data to be sent to all system in a logical network like IPv4.

Multicast is the word exercised to explain exchange of information where portion of data is transmitted from one or many points to a group of many other points. In such a situation there will be one or more than one transmitters, and data is shared to a group of recipients, e.g., where an application exercise multicast a video server, transmitting out a TV channel which are networked. synchronized deliverance of best quality video to every bigger number of deliverance stages would drain the ability of a large bandwidth network including an influential video clip server which contains a main scalability problem for application with a necessary continuous of fast bandwidth and the other method to considerably effortlessness making it bigger group of user to utilize multicast networking.

Multicasting is the networking method of sending the similar group of data synchronized to a group of user. IP multicast offers dynamic a lot of connection among a group of transmitters, minimum 1, and a group of recipients. The layout of IP multicast offers a group of data is similar to the unicast group of data and differentiated by exercise of a specific class of the address of specific recipient of class D in IPv4 that shows a particular multicast group. As TCP assists by the unicast, multicast applications have to exercise the UDP protocol.

The multicasting is helpful if a group of users need a universal group of information on similar instance, or when the users are capable to receipt and save general information in a cache when they required. Generally to require for similar information necessary by many users, multicast communication of data might offer particular bandwidth reserves. The earliest LAN network interface cards had no particular assist for Multicast and initiated a large carry out consequence by forcing the adopter to receipt each and every group of data (promiscuous mode) and carry out software filtering to eradicate each and every unnecessary group of data. Many network interface cards executes group of multicast filters, relieve the node of a burden to carry out extreme software filtering.

#### R) *The Dense Multicast Zone Routing Protocol (DMZ)*

The Dense Multicast Zone Routing Protocol depends on adaptive mesh structure; it formulates exercise of dense zone Method. A fast concentration of Multicast part or user in the particular position in the network, every dense zone has a relation to a Multicast group and is specific number of points for communication in the Multicast group positioned on faster stage called leader's the number of points for communication.

This Method offers many reliability and scalability for Multicast information in ad-hoc networking. All the number of points for communication has its individual routing zone. All the number of points for communication has to differentiate the topology of the network in routing zone only

and the paths refreshes are move only limited by the routing zone. Proactive Protocol same to DSDV is exercised limited by the routing zone to know about its topology. To discover a path to out-zone the number of points for communication, reactive protocol similar to DSR is exercised. Therefore big zone shows extremely Proactive and little zone shows extremely reactive.

#### S) *Multicast Optimized Link State Routing Protocol (MOLSR)*

The Optimized Link State Routing protocol (OLSR) is established for MANET and which works as a table driver reactive Protocol, i.e., exchange topology data including other the number of points for communication of the network normally. All the number of points for communication chooses a group of its corresponding or neighbor the number of points for communication as MPR. The selection of such MPRs is very reliable to pass on the control trafficking, planned for dissemination of the complete network. MPRs offer an effective method for flood control trafficking by decreasing communication of dates necessary.

The number of points for communication selects as MPRs, also have a specific dependability when deciding link state data in the network. Certainly, the need for OLSR to offer uninterrupted and short route paths to every specific recipients is that MPR the number of points for communication affirm link state data for their MPRs selectors. Further current link state data might be exercised, e.g., for redundancy. The numbers of points for communication which have been choose as multi point relays by various corresponding or neighbor the number of points for communication(s) announce this data randomly in their control messages.

Thus a the number of points for communication declares to the network, that it has every capability to the number of points for communication which have choose it as an MPR [18], [19], [20].

## IV. CONCLUSION

Multicasting shows a particular part in several application of MANET. Many important applications of MANET networking having the required assistance for point to multipoint exchange of information's. This survey extensively advances the effectiveness of this network; the pervasive exercise of non static and little instruments that can be conceded and becoming extremely well-known in Mobile Ad-hoc Network do not require any permanent infrastructure assist for communication of data. The number of points for communication in Mobile Ad-hoc Network work as both end node and a router.

This survey is an excellent survey of Multicasting and we show several issues related to Multicasting. Multicasting is the capability to carry information to several users at the similar instance Multicasting is the communication of information to many number of points for communication allotment of one address of Multicasting. In This survey we will present classification techniques of the Multicasting method in MANET, followed by the explanation of the protocol.



## REFERENCES

- [1]. <http://freecode.com/articles/introduction-to-multicasting>
- [2]. <http://www.webopedia.com/TERM/M/multicast.html>
- [3]. Elham Mazinan, Zahra Arabshahi, Javad Adim. "Comparing AMRIS and ODMRP in Ad-Hoc Networks by QualNet", Proceedings of the Seventh International Conference on Networking, Vol. 13, pp.8-13, Apr, 2008.
- [4]. [d-nb.info/1015472427/34zCached](http://d-nb.info/1015472427/34zCached) Share by C Liu – 2003
- [5]. [http://www.researchgate.net/publication/221056239\\_Architectural\\_Analysis\\_of\\_Multicast\\_Routing\\_Protocols\\_for\\_Wireless\\_Ad\\_Hoc\\_Networks](http://www.researchgate.net/publication/221056239_Architectural_Analysis_of_Multicast_Routing_Protocols_for_Wireless_Ad_Hoc_Networks)
- [6]. Lee S J, Su W, Gerla M. "On-demand multicast routing protocol in multihop wireless mobile networks", Mobile Networks and Applications, vol.7, pp. 441-453, Jun, 2002
- [7]. [http://dcs.asu.edu/faculty/BruceMillard/WMN/WMN\\_proj/v1uthra/final\\_paper.doc](http://dcs.asu.edu/faculty/BruceMillard/WMN/WMN_proj/v1uthra/final_paper.doc)
- [8]. <http://www.ijart.org/2012/IJART129.pdf>
- [9]. <http://ijltet.org/wp-content/uploads/2012/07/91.pdf>
- [10]. [http://www.academia.edu/482939/Implementation\\_and\\_Analysis\\_of\\_QoS\\_in\\_MANET\\_using\\_the\\_multicast\\_protocol\\_M\\_AODV](http://www.academia.edu/482939/Implementation_and_Analysis_of_QoS_in_MANET_using_the_multicast_protocol_M_AODV)
- [11]. <http://airccse.org/journal/jwmn/0510jwmn08.pdf>
- [12]. <http://www.scribd.com/doc/80333179/Adhoc-and-Wireless-Networks-D-P-Agarwal>
- [13]. <http://www.scribd.com/doc/52937773/Handbook-of-Ad-Hoc-Wireless-Networks>
- [14]. <http://nile.cise.ufl.edu/ee499/ahmed1.ppt>
- [15]. <http://ccrg.soe.ucsc.edu/publications/ravindra.conference01.pdf>
- [16]. <http://www.ijest.info/docs/IJEST10-02-10-089.pdf>
- [17]. <http://www.erg.abdn.ac.uk/~gorry/eg3567/intro-pages/uni-b-mcast.html>
- [18]. <http://www.justanswer.com/computer-networking/1n611-please-explain-following-full-detail-point-form-1-nat.html>
- [19]. <http://sawaal.ibibo.com/computers-and-technology/what-difference-multicast-broadcast-unicast-227145.htm>
- [20]. <http://www.schalley.eu/2012/03/11/broadcast-multicast-unicast/>